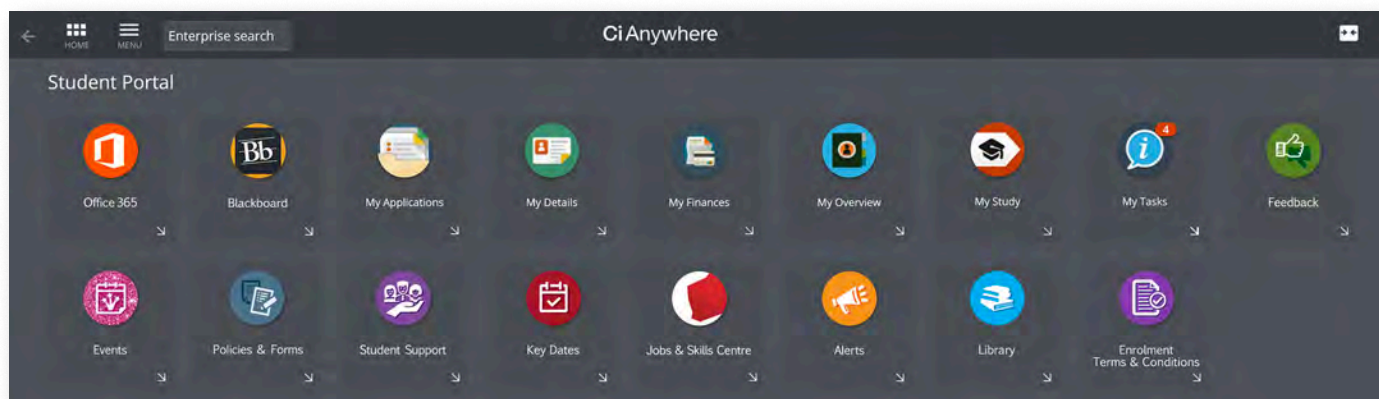


Student Portal Quick Guide


The Student Portal can be accessed at www.southmetrotafe.wa.edu.au from the Current Students menu tab, where you will also find instructions on how to log in.

Student Portal Home Screen

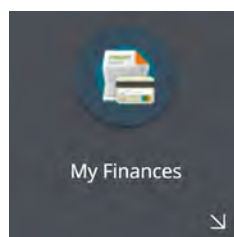
This is the first screen you will see after you log in as an enrolled student.




Student Portal Features



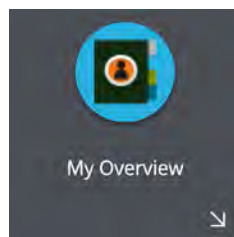
SM TAFE student email access. Your timetable will be viewable from your Office 365 calendar 48 hours after enrolment.



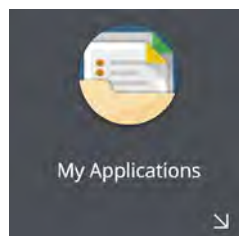
Check your course balance, payment plans or make a course payment. It is not currently possible to change your bank details in this feature. Visit Customer Service at one of our campuses to provide updated bank details.




Link to Blackboard, your online learning platform.



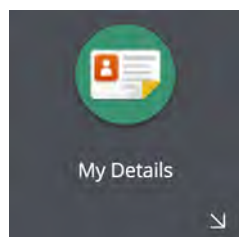
A summary of your student record information including course units, finance and correspondence. The coursework summary tab will display the status of each unit of your course and your results.



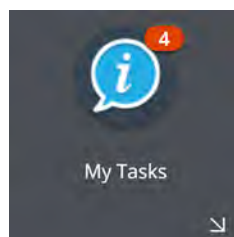
View 2019 course applications. It is not currently possible to lodge an application through this feature. Visit the SM TAFE website for details of how to apply for a course.



Displays your study plan, and the status of each unit. It is not currently possible to manage your course or enrol through this feature.




Update your contact details and view correspondence history.



Information you need to provide to us. Please action any task.


See over

Handy links to our website




Enrolment
Terms & Conditions

View the 2019 Enrolment Terms and Conditions.



Key Dates

Academic calendar, enrolment and study term dates.




Feedback

Provide feedback to us on your experience at SM TAFE.




Jobs & Skills Centre

Free career, apprenticeship, traineeship, and employment advice.




Events

Upcoming events and workshops.




Alerts

Current student announcements.




Policies & Forms

Important information and helpful forms.



Library

Information on library services.



Student Support

Details of support services available to all students.

FOR ASSISTANCE CONTACT:



info@smtafe.wa.edu.au



1800 001 001, or



1300 553 444
(during enrolment times)

